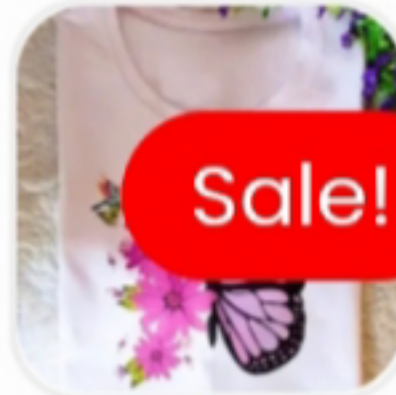





Click the button to open the account section

India's Handmade Marketplace



Shop by Category





HOME

Go to my account

MY ACCOUNT

WISHLIST

SHOP

ALL PRODUCTS



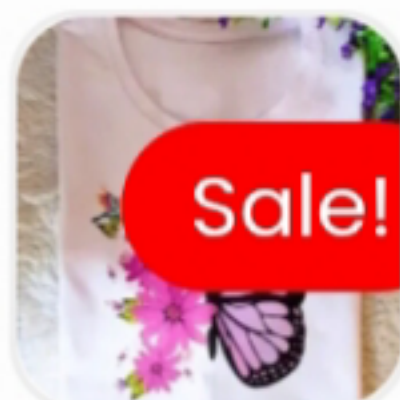
CART

STORE LIST

ABOUT US.



India's Handmade for Artisans



Shop by Category

HOME



Hello **washim.raj**



Dashboard



Orders



Downloads



Addresses



Account details



Returns &
Refunds



Seller



Seller Support
Tickets



Logout

Hello **washim.raj** (not **washim.raj**? Log out)

From your account dashboard you can view your recent orders, manage your shipping and billing addresses, and edit your password and account details.

[Go to seller account](#)



Go to Seller Dashboard



Click the button to open seller panel

Overview

Balance: ₹0.00

ate range:

MONTH TO DATE (MAY 1 - 31, 2025)
VS. PREVIOUS YEAR (MAY 1 - 31, 2024)



performance

Total sales

₹0.00

0%

Marketplace Commission

N/A

Net sales

₹0.00

0%



Dashboard



Products



To add a new product click on product



Orders



Coupons



Reports ▶



Reviews



Withdraw



Announcements



Tools




Support



Settings ▶

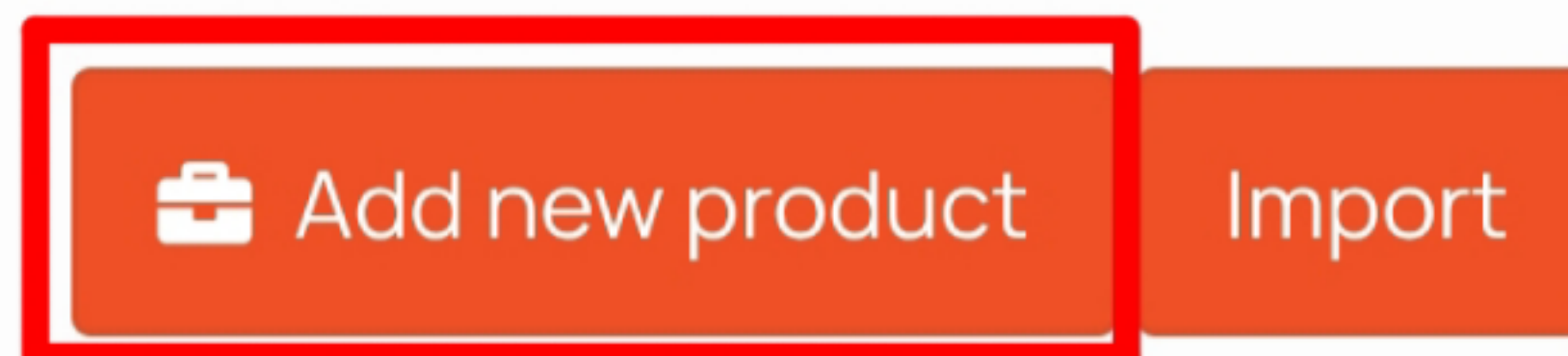




Go to add new product

No Products Found!

Ready to start selling something awesome?



CustomIQ

Important Links





Add New Product



Upload a product cover image



Upload your product main feature image



Title

Product name..

Product Type ?

Simple

Upload featured image



UPLOAD FILES

MEDIA LIBRARY

To upload your images select
file



Maximum upload file size: 2 GB.

SET FEATURED IMAGE

Upload featured image



UPLOAD FILES

MEDIA LIBRARY

Filter media



Search media



After upload your images click on image

Showing 1 of 1 media items

LOAD MORE



You can more images in one time

And done



SET FEATURED IMAGE



Add New Product



After product feature image u add
3-4 different images of your
product

Title

Add product title make it shorter

Product name..

Product Type ?

Choose product type if your
product doesn't have any
variation like size or colour then
use simple only

Simple


☐ Downloadable ?


☐ Virtual ?

Category

Select categories

Uncategorized





+ Add new category

Enter your product price

Price (You Earn : ₹0.00)

₹

0.00

Discounted Price

Schedule

₹

0.00

Enter discount price if any

Brand

Select Brand

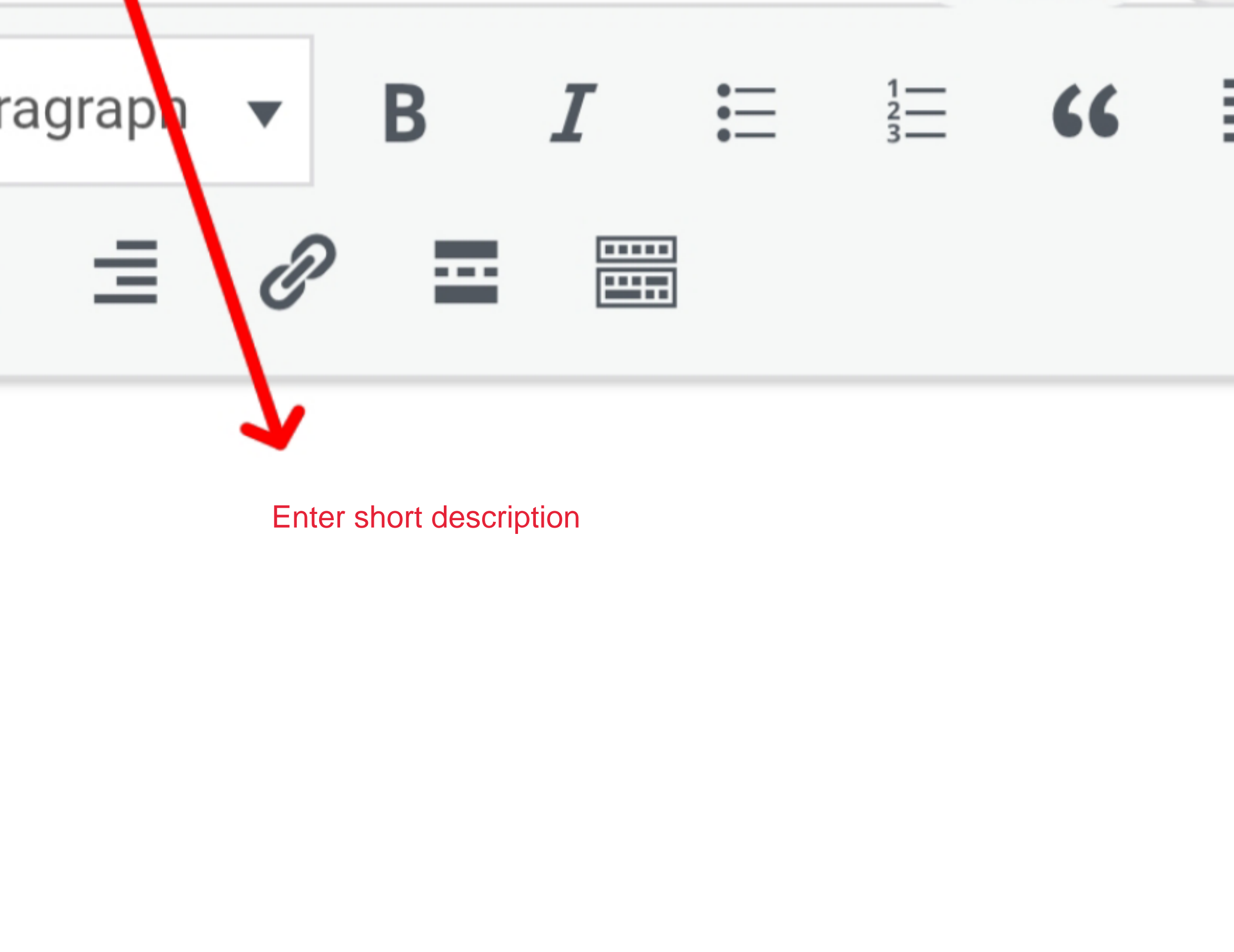
Enter brand if u don't have just
enter your shop name

Tags

Select tags/Add tags

Add product related hashtags
don't use # only use text

Short Description



Description

VisualCode

Paragraph ▼

B*I*

☰

1

2

3

“

☰

☰

☰

🔗

☰

☰

Enter full description

Inventory *Manage inventory for this product.*

SKU (Stock Keeping Unit)



Don't fill the sku, automatic sku's generate

☒ **Enable product stock management**

← Enable this option to enable inventory

Stock quantity

← Enter stock quantity

Low stock threshold

← Low quantity

Allow Backorders



Allow

☐ Allow only one quantity of this product to be bought in a single order

Next go to shipping mandatory

Add-ons *Manage addon fields for this product.*



Shipping and Tax

Manage shipping and tax for this product





Linked Products

Set your linked products for upsell and cross-sells



 **Add-ons** *Manage addon fields for this product.* 

 **Shipping and Tax** Enter product weight,length,breadth,height
Weight is kg from so if your product weight is like 200 gm use 0.200
And other measurements are in cm. 
Manage shipping and tax for this product



☒ **This product requires shipping**

0.200

10

8.00

6.00

Shipping Class

No shipping class (₹0)

Shipping classes are used by certain shipping methods to group similar products. Before adding a product, please configure the **shipping settings**

Tax Status

Taxable

Tax Class

Standard

Linked Products

Set your linked products for upsell and cross-sells



Attribute and Variation

Manage attributes and variations for this variable product.



Discount Options

Set your discount for this product



☒ Enable bulk discount

Enable this option if u want to sell your product instantly after wholesale discounts price

Minimum quantity

10

Discount %

5

%

Other Options

Set your extra product options



SAVE PRODUCT

And save product



Dashboard



Products



Orders



To view your order go to order section



Coupons



Reports ▶



Reviews



Withdraw



Announcements



Tools




Support



Settings



Store



Payment



Social Profile

All (2) | Pending payment (0) | Processing (1) |
Refund Requested (0) | On hold (0) | Completed (0) |
Cancelled (0) | Refunded (0) | Failed (1)

Filter by registered customer

Search Orders

Select Date Range

FILTER

Reset

EXPORT ALL

EXPORT FILTERED

Bulk Actions

APPLY

<input type="checkbox"/>	Order 4787	
	Order Total	₹450.10
	Earning	₹399.00
	Status	Processing
	Customer	Tanisha sultana
	Date	May 31, 2025
	Shipping Status	-
	Action	<div><div>✓</div><div>👁</div><div>📄✓</div><div>📄✓</div><div>📄✓</div><div>📄✓</div></div>
<input type="checkbox"/>	Order 4750	

After your Oder package you click this complete button after that we proceeds the shipping
Don't do without packing your Oder


View your Oder details


invoice



 Dashboard

 Products

 Orders

 Coupons


 Reports ▶

 Reviews


After completing your Oder u can
withdraw your money from your
account



 Withdraw


 Announcements

 Tools

 Support

 Settings ▶





Withdraw

Balance

Your Balance: ₹0.00

Minimum Withdraw Amount: ₹0.00

After setup your payments method
u can request for withdrawal



Request Withdraw

Payment Details

Last Payment

You do not have any approved withdraw yet.

View statement for older
transactions



View Payments

Payment Methods



Bank Transfer No information found.

Setup the bank account



Setup



UPI No information found.

Or setup your upi



Setup





Dashboard



Products



Orders



Coupons



Reports ▶



Reviews



Withdraw



Announcements



Tools



Support

Go to settings to manage your shop




Settings



Store



Go to store



Payment



Social Profile





Settings → Visit Store

UPDATE SETT

35% Profile

Add Banner to gain 15% progress

Upload your store banner



Upload banner

Upload a banner for your store. Banner size is (625x300) pixels.

Upload your store profile picture

Profile Picture


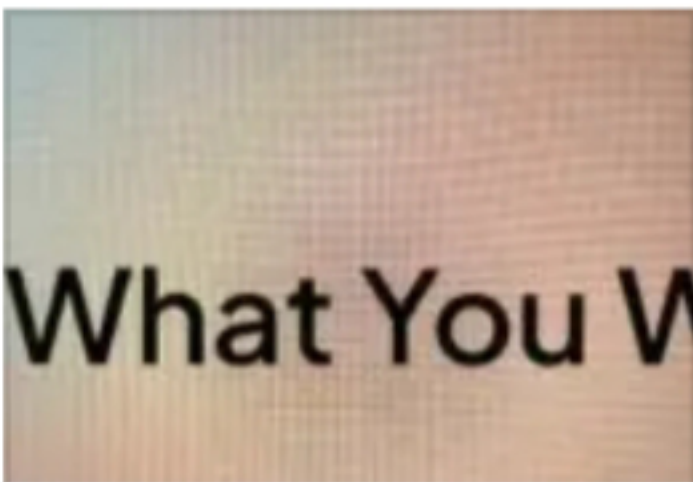


Upload Photo

UPLOAD FILES

MEDIA LIBRARY

Search media



Choose your images



SELECT AND CROP



Set up



Store Name

CustomIQ

Address

Street

Street address

Street 2

Apartment, suite, unit etc. (optional)

City

Town / City

Post/ZIP Code

Postcode / Zip

Country *

India

State

West Bengal

Phone No

+123456..



Settings → Visit Store

UPDATE SETT

35% Profile

Add Banner to gain 15% progress

customIQ

Profile Picture



Email

☐ Show email address in store

Terms and Conditions

☐ Show terms and conditions in store page

Go to Vacation

☐ Want to go vacation by closing our store publically

Discount

☒ Enable storewide discount

Minimum Order Amount

Percentage

Biography

 ADD MEDIA

PARAGRAPH▼

B

I

☰

¹/₂/₃

“

☰

☰

☰

🔗

☰



ABC



Enable Support

☒ Show support button in store

Support Button text

Get Support

Enable Live Chat

☐ Enable Live Chat

WhatsApp Number

If u want to live chat with your customer enable this

Enter "WhatsApp" or "WhatsApp business" number with country code (E.g. +13214125218 - herein e.g. +1 is country code, 3214125218 is the mobile number)

UPDATE SETTINGS